

Safety results 4Q - 2020



equinor

Safety Performance

Highlights 2020 compared to 2019

67/87

Number of
serious incidents

2020/ 2019

279/365

Number of
recordable injuries

2020/ 2019

11/10

Number of
oil & gas leakages

2020/ 2019



SIF

0,5/0,6

TRIF

2,3/2,5

Oil & gas leakages

11/10

Definitions

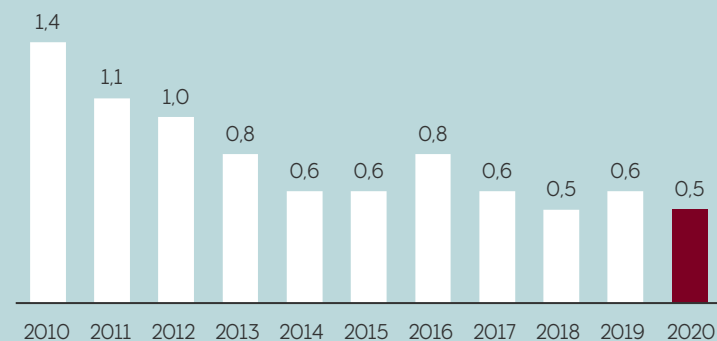
Serious incident frequency (SIF)	Number of serious HSE accidents and near misses per million hours worked. Near misses are incidents with no actual consequences but with a serious potential.
Actual SIF	Number of serious HSE accidents per million hours worked.

Total recordable injury frequency (TRIF)	Number of personal injuries which include medical treatment per million hours worked
Oil & gas leakages	Number of oil-/gas leakages with a leakage rate above 0,1 kg/second

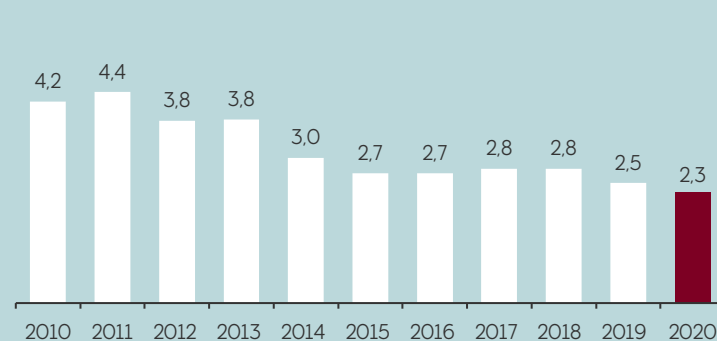


Safety: performance indicators

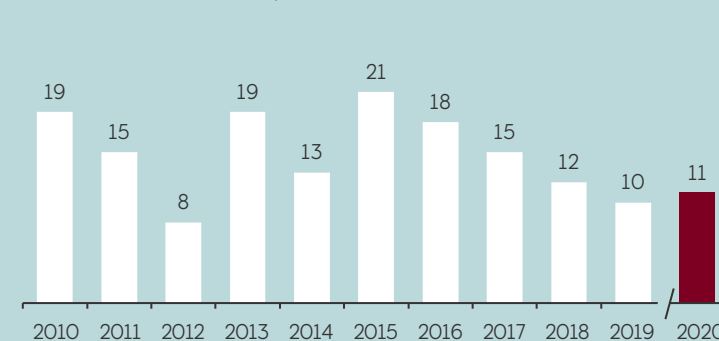
Serious Incident Frequency (SIF)



Total Recordable Injury Frequency (TRIF)



Serious oil and gas leakages
(number of red and yellow)





Annual wheel

Yearly cycle for HSE work



Industry collaboration on safety

- Strong industry collaboration with commitments
- Always safe.no launched together with AkerBP and Vår Energi
- **Safety collaboration towards 2025** with our main suppliers (Aker Solutions, Aibel and Worley Rosenberg)
 - Common approach and targets
 - Common annual wheel
- Strengthened Life Saving Rules (IOGP)
- New requirements for **road safety** (IOGP)
- New guidelines for **office safety**

IOGP: International Association of Oil & Gas producers